

VAN STORAGE EQUIPMENT

GMC



GM VAN SOLUTIONS

FOR GMC SAVANA
CHEVROLET EXPRESS
CHEVROLET CITY EXPRESS





DESIGNED WITH THE PROFESSIONAL IN MIND

WEATHER GUARD® Van Solutions deliver unmatched organization, productivity, and durability, backed by a Limited Lifetime Warranty.



WEATHER GUARD® Van Solutions are ready to roll with game changing improvements based on years of research and your input. Completely retooled shelving, improved bulkheads, customizable organizational features, and a host of smart new accessories, designed around the common sense idea that tools and equipment belong on the shelf, not the floor.

TABLE OF CONTENTS

**BUSINESS
CHOICE**



Receive up to \$1,200 Upfit Cash Allowance on Weather Guard Interiors or roof racks for new Chevy Express or GMC Savana cargo vans! Receive up to \$350 Upfit Cash Allowance on Weather Guard Interiors or roof racks for new Chevrolet City Express vans!

Eligible commercial customers will receive upfit assistance cash on eligible vehicles when you install Weather Guard van equipment on your new GM van. Equipment must be installed by an authorized Weather Guard upfitter.

Program details are subject to change without notice. See your local GM dealer for eligibility and program details.

BASE PACKAGES	4-9
LOW ROOF, 135" WHEEL BASE	4-5
FULL SIZE, 155" WHEEL BASE	6-7
CHEVROLET CITY EXPRESS	8-9
BULKHEADS	10
ADJUSTABLE SHELVING	11
SECURE STORAGE	12
RED ZONE ACCESSORIES	14-15
CABINETS	16
DRAWER UNITS	17
ROOF RACKS	18-19



weather guard

CUSTOM CONFIGURATOR

**CUSTOMIZING YOUR VEHICLE
IS AS EASY AS 1-2-3:**

1. Choose your make & model
2. Select a base package
3. Customize & add accessories

To get started, visit www.wgconfigurator.com


LOW-ROOF PACKAGES 135" WHEEL BASE



Create a custom solution that fits your needs
IT'S EASY, FAST AND FLEXIBLE

www.wgconfigurator.com


COMMERCIAL / BASE



Commercial Shelving Package, Full-Size 600-8120R

MODEL	DESCRIPTION	QUANTITY
1	96102-3-01 Bulkhead for GM, Full-Size	1
2	96901-3-01 Hinge Kit	1
3	9234-3-01 Tapered End Panel Set, 46 in x 13 in	1
4	9154-3-01 Adjustable 3 Shelf Set, 42 in x 13 in	1
5	9604-3-01 Accessory Back Panel, 42 in	1
6	9234-3-01 Tapered End Panel Set, 46 in x 13 in	1
7	9155-3-01 Adjustable 3 Shelf Set, 52 in x 13 in	1
8	9605-3-01 Accessory Back Panel, 52 in	1
9	9234-3-01 Tapered End Panel Set, 46 in x 13 in	1
10	9154-3-01 Adjustable 3 Shelf Set, 42 in x 13 in	1
11	9604-3-01 Accessory Back Panel, 42 in	1
12	9893-7-01 REDZONE 3 hook cord or tool holder	1

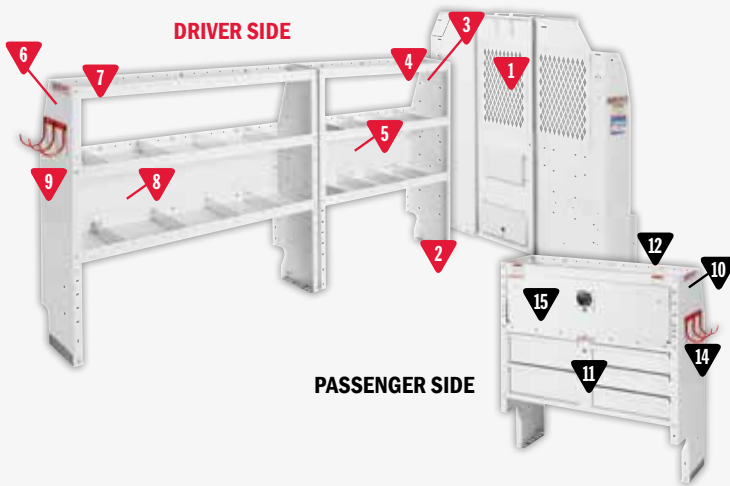
GENERAL SERVICE / CONTRACTOR



General Service/Contractor Package, Full-Size 600-8121R

MODEL	DESCRIPTION	QUANTITY
1	96102-3-01 Bulkhead for GM, Full-Size	1
2	96901-3-01 Hinge Kit	1
3	9234-3-01 Tapered End Panel Set, 46 in x 13 in	1
4	9154-3-01 Adjustable 3 Shelf Set, 42 in x 13 in	1
5	9604-3-01 Accessory Back Panel, 42 in	1
6	9234-3-01 Tapered End Panel Set, 46 in x 13 in	1
7	9155-3-01 Adjustable 3 Shelf Set, 52 in x 13 in	1
8	9605-3-01 Accessory Back Panel, 52 in	1
9	9859-7-01 REDZONE Medium 6 Bin Set, 13 in	1
10	9892-7-01 REDZONE 2 hook holder (5 in dia)	1
11	9264-3-01 Heavy Duty Tapered End Panel Set, 46 in x 16 in	1
12	9045-3-02 5 Drawer Secure Storage Module 42 in x 17 in x 16 in	1
13	9992-3-01 Van top shelf for Secure Storage shelf units, 42 in x 13 in	1
14	9604-3-01 Accessory Back Panel, 42 in	1
15	9893-7-01 REDZONE 3 hook cord or tool holder	1

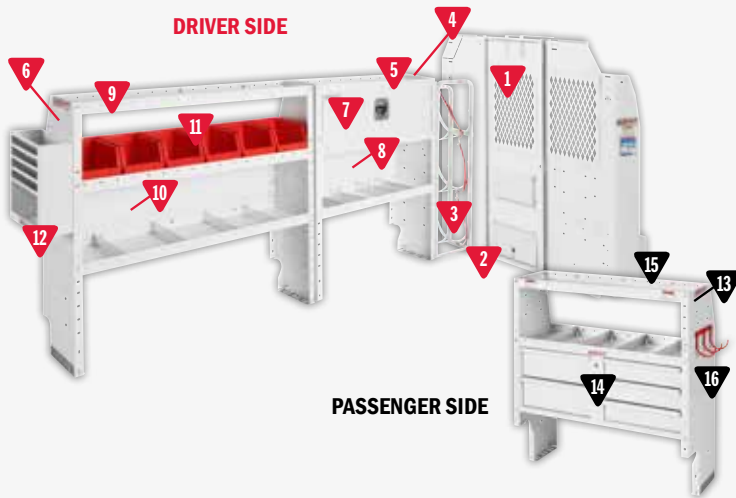
CABLE / PLUMBING



Cable/Plumber Package, Full-Size 600-8122R

MODEL	DESCRIPTION	QUANTITY
1	96102-3-01 Bulkhead for GM, Full-Size	1
2	96901-3-01 Hinge Kit	1
3	9234-3-01 Tapered End Panel Set, 46 in x 13 in	1
4	9154-3-01 Adjustable 3 Shelf Set, 42 in x 13 in	1
5	9604-3-01 Accessory Back Panel, 42 in	1
6	9234-3-01 Tapered End Panel Set, 46 in x 13 in	1
7	9155-3-01 Adjustable 3 Shelf Set, 52 in x 13 in	1
8	9605-3-01 Accessory Back Panel, 52 in	1
9	9893-7-01 REDZONE 3 hook cord or tool holder	1
10	9264-3-01 Heavy Duty Tapered End Panel Set, 46 in x 16 in	1
11	9045-3-02 5 Drawer Secure Storage Module 42 in x 17 in x 16 in	1
12	9992-3-01 Van top shelf for Secure Storage shelf units, 42 in x 13 in	1
13	9604-3-01 Accessory Back Panel, 42 in	1
14	9893-7-01 REDZONE 3 hook cord or tool holder	1
15	9504-3-01 Shelf Door, 42 in	1

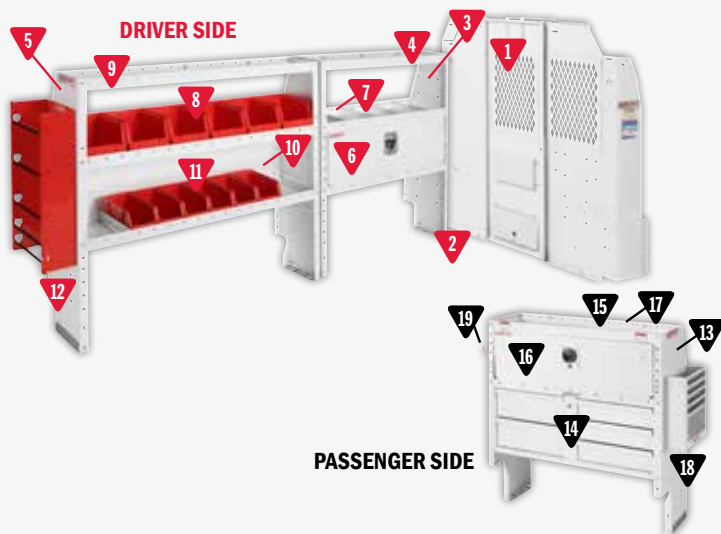
HVAC / MECHANICAL



HVAC/Mechanical Package, Full-Size 600-8123R

MODEL	DESCRIPTION	QUANTITY
1	96102-3-01 Bulkhead for GM, Full-Size	1
2	96901-3-01 Hinge Kit	1
3	9863-3-01 Refrigerant Tank Rack 2x 30#, 1x 50#	1
4	9234-3-01 Tapered End Panel Set, 46 in x 13 in	1
5	9153-3-01 Adjustable 3 Shelf Set, 36 in x 13 in	1
6	9234-3-01 Tapered End Panel Set, 46 in x 13 in	1
7	9503-3-01 Shelf Door, 36 in	1
8	9603-3-01 Accessory Back Panel, 36 in	1
9	9155-3-01 Adjustable 3 Shelf Set, 52 in x 13 in	1
10	9605-3-01 Accessory Back Panel, 52 in	1
11	9859-7-01 REDZONE Medium 6 Bin Set, 13 in	1
12	9880-3-01 Literature Holder 6 compartment	1
13	9264-3-01 Heavy Duty Tapered End Panel Set, 46 in x 16 in	1
14	9045-3-02 5 Drawer Secure Storage Module 42 in x 17 in x 16 in	1
15	9992-3-01 Van top shelf for Secure Storage shelf units, 42 in x 13 in	1
16	9893-7-01 REDZONE 3 hook cord or tool holder	1

ELECTRICAL



Electrical Package, Full-Size 600-8124R

MODEL	DESCRIPTION	QUANTITY
1	96102-3-01 Bulkhead for GM, Full-Size	1
2	96901-3-01 Hinge Kit	1
3	9234-3-01 Tapered End Panel Set, 46 in x 13 in	1
4	9154-3-01 Adjustable 3 Shelf Set, 42 in x 13 in	1
5	9234-3-01 Tapered End Panel Set, 46 in x 13 in	1
6	9504-3-01 Shelf Door, 42 in	1
7	9604-3-01 Accessory Back Panel, 42 in	1
8	9859-7-01 REDZONE Medium 6 Bin Set, 13 in	1
9	9155-3-01 Adjustable 3 Shelf Set, 52 in x 13 in	1
10	9605-3-01 Accessory Back Panel, 52 in	1
11	9858-7-01 REDZONE Small 6 Bin Set, 13 in	1
12	9882-7-01 REDZONE Wire Spool Holder End Mount	1
13	9264-3-01 Heavy Duty Tapered End Panel Set, 46 in x 16 in	1
14	9045-3-02 5 Drawer Secure Storage Module 42 in x 17 in x 16 in	1
15	9992-3-01 Van top shelf for Secure Storage shelf units, 42 in x 13 in	1
16	9504-3-01 Shelf Door, 42 in	1
17	9604-3-01 Accessory Back Panel, 42 in	1
18	9880-3-01 Literature Holder 6 compartment	1
19	9893-7-01 REDZONE 3 hook cord or tool holder	1

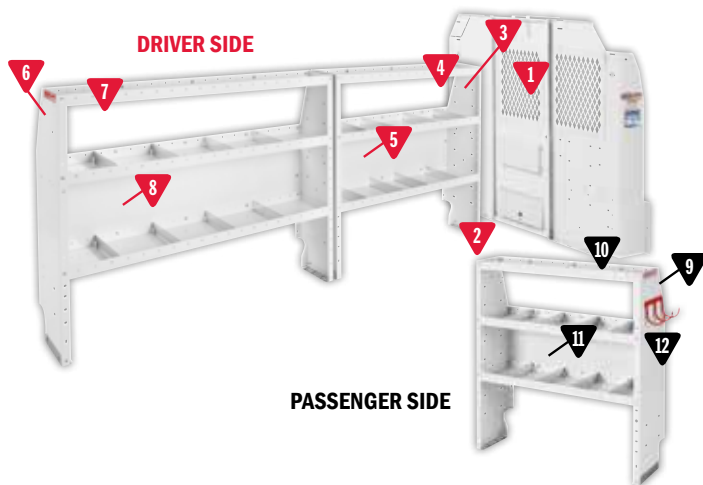
LOW-ROOF PACKAGES 155" WHEEL BASE



Create a custom solution that fits your needs
IT'S EASY, FAST AND FLEXIBLE

www.wgconfigurator.com

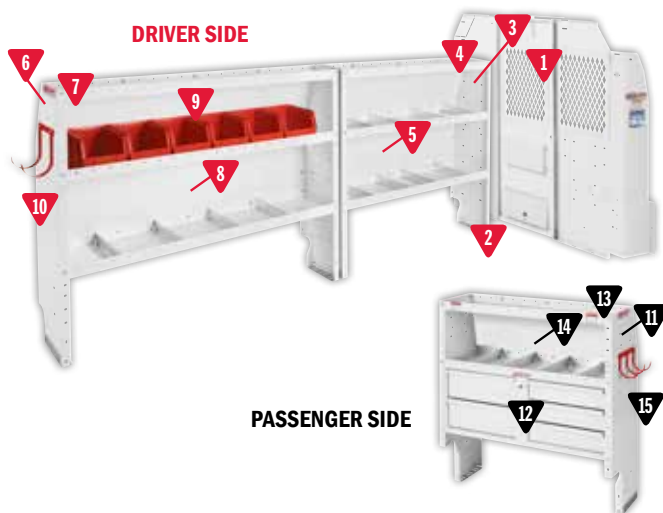
COMMERCIAL / BASE



Commercial Shelving Package, Full-Size, Long WB 600-8120L

MODEL	DESCRIPTION	QUANTITY
1	96102-3-01 Bulkhead for GM, Full-Size	1
2	96901-3-01 Hinge Kit	1
3	9234-3-01 Tapered End Panel Set, 46 in x 13 in	1
4	9155-3-01 Adjustable 3 Shelf Set, 52 in x 13 in	1
5	9605-3-01 Accessory Back Panel, 52 in	1
6	9234-3-01 Tapered End Panel Set, 46 in x 13 in	1
7	9156-3-01 Adjustable 3 Shelf Set, 60 in x 13 in	1
8	9606-3-01 Accessory Back Panel, 60 in	1
9	9234-3-01 Tapered End Panel Set, 46 in x 13 in	1
10	9154-3-01 Adjustable 3 Shelf Set, 42 in x 13 in	1
11	9604-3-01 Accessory Back Panel, 42 in	1
12	9893-7-01 REDZONE 3 hook cord or tool holder	1

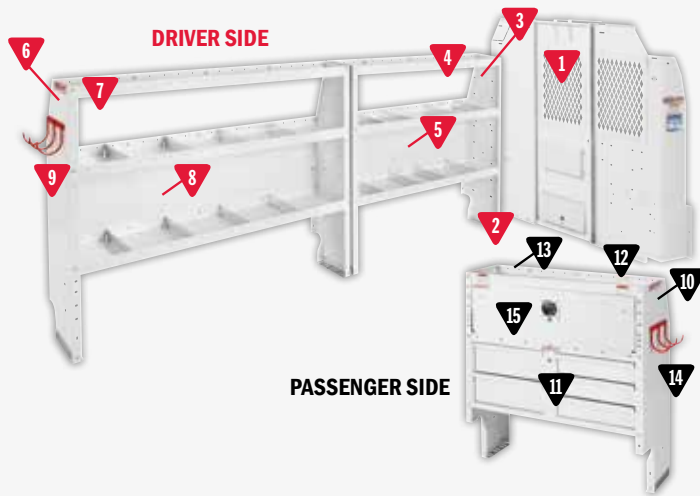
GENERAL SERVICE / CONTRACTOR



General Service/Contractor Package, Full-Size, Long WB 600-8121L

MODEL	DESCRIPTION	QUANTITY
1	96102-3-01 Bulkhead for GM, Full-Size	1
2	96901-3-01 Hinge Kit	1
3	9234-3-01 Tapered End Panel Set, 46 in x 13 in	1
4	9155-3-01 Adjustable 3 Shelf Set, 52 in x 13 in	1
5	9605-3-01 Accessory Back Panel, 52 in	1
6	9234-3-01 Tapered End Panel Set, 46 in x 13 in	1
7	9156-3-01 Adjustable 3 Shelf Set, 60 in x 13 in	1
8	9606-3-01 Accessory Back Panel, 60 in	1
9	9859-7-01 REDZONE Medium 6 Bin Set, 13 in	1
10	9892-7-01 REDZONE 2 hook holder (5 in dia)	1
11	9264-3-01 Heavy Duty Tapered End Panel Set, 46 in x 16 in	1
12	9045-3-02 5 Drawer Secure Storage Module 42 in x 17 in x 16 in	1
13	9992-3-01 Van top shelf for Secure Storage shelf units, 42 in x 13 in	1
14	9604-3-01 Accessory Back Panel, 42 in	1
15	9893-7-01 REDZONE 3 hook cord or tool holder	1

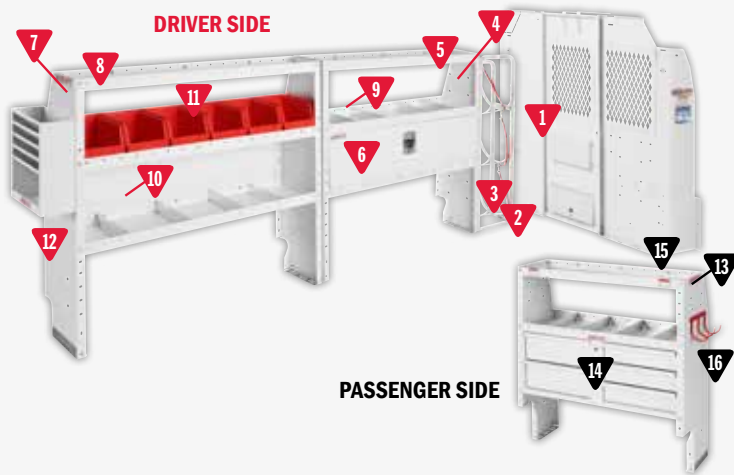
CABLE / PLUMBING



Cable/Plumber Package, Full-Size, Long WB
MODEL 600-8122L

MODEL	DESCRIPTION	QUANTITY
1	96102-3-01 Bulkhead for GM, Full-Size	1
2	96901-3-01 Hinge Kit	1
3	9234-3-01 Tapered End Panel Set, 46 in x 13 in	1
4	9155-3-01 Adjustable 3 Shelf Set, 52 in x 13 in	1
5	9605-3-01 Accessory Back Panel, 52 in	1
6	9234-3-01 Tapered End Panel Set, 46 in x 13 in	1
7	9156-3-01 Adjustable 3 Shelf Set, 60 in x 13 in	1
8	9606-3-01 Accessory Back Panel, 60 in	1
9	9893-7-01 REDZONE 3 hook cord or tool holder	1
10	9264-3-01 Heavy Duty Tapered End Panel Set, 46 in x 16 in	1
11	9045-3-02 5 Drawer Secure Storage Module 42 in x 17 in x 16 in	1
12	9992-3-01 Van top shelf for Secure Storage shelf units, 42 in x 13 in	1
13	9604-3-01 Accessory Back Panel, 42 in	1
14	9893-7-01 REDZONE 3 hook cord or tool holder	1
15	9504-3-01 Shelf Door, 42 in	1

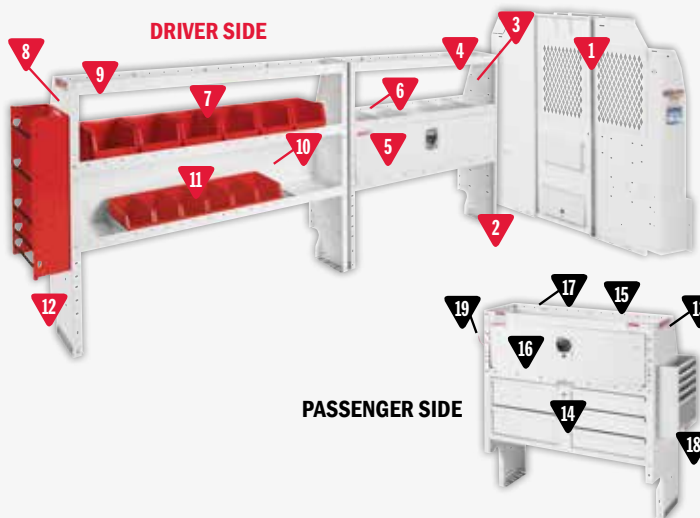
HVAC / MECHANICAL



HVAC/Mechanical Package, Full-Size, Long WB
600-8123L

MODEL	DESCRIPTION	QUANTITY
1	96102-3-01 Bulkhead for GM, Full-Size	1
2	96901-3-01 Hinge Kit	1
3	9863-3-01 Refrigerant Tank Rack 2x 30#, 1x 50#	1
4	9234-3-01 Tapered End Panel Set, 46 in x 13 in	1
5	9155-3-01 Adjustable 3 Shelf Set, 52 in x 13 in	1
6	9505-3-01 Shelf Door, 52 in	1
7	9234-3-01 Tapered End Panel Set, 46 in x 13 in	1
8	9155-3-01 Adjustable 3 Shelf Set, 52 in x 13 in	1
9	9605-3-01 Accessory Back Panel, 52 in	1
10	9605-3-01 Accessory Back Panel, 52 in	1
11	9859-7-01 REDZONE Medium 6 Bin Set, 13 in	1
12	9880-3-01 Literature Holder 6 compartment	1
13	9264-3-01 Heavy Duty Tapered End Panel Set, 46 in x 16 in	1
14	9045-3-02 5 Drawer Secure Storage Module 42 in x 17 in x 16 in	1
15	9992-3-01 Van top shelf for Secure Storage shelf units, 42 in x 13 in	1
16	9893-7-01 REDZONE 3 hook cord or tool holder	1

ELECTRICAL



Electrical Package, Full-Size, Long WB
600-8124L

MODEL	DESCRIPTION	QUANTITY
1	96102-3-01 Bulkhead for GM, Full-Size	1
2	96901-3-01 Hinge Kit	1
3	9234-3-01 Tapered End Panel Set, 46 in x 13 in	1
4	9155-3-01 Adjustable 3 Shelf Set, 52 in x 13 in	1
5	9505-3-01 Shelf Door, 52 in	1
6	9605-3-01 Accessory Back Panel, 52 in	1
7	9859-7-01 REDZONE Medium 6 Bin Set, 13 in	1
8	9234-3-01 Tapered End Panel Set, 46 in x 13 in	1
9	9156-3-01 Adjustable 3 Shelf Set, 60 in x 13 in	1
10	9606-3-01 Accessory Back Panel, 60 in	1
11	9858-7-01 REDZONE Small 6 Bin Set, 13 in	1
12	9882-7-01 REDZONE Wire Spool Holder End Mount	1
13	9264-3-01 Heavy Duty Tapered End Panel Set, 46 in x 16 in	1
14	9045-3-02 5 Drawer Secure Storage Module 42 in x 17 in x 16 in	1
15	9992-3-01 Van top shelf for Secure Storage shelf units, 42 in x 13 in	1
16	9504-3-01 Shelf Door, 42 in	1
17	9604-3-01 Accessory Back Panel, 42 in	1
18	9880-3-01 Literature Holder 6 compartment	1
19	9893-7-01 REDZONE 3 hook cord or tool holder	1

CHEVROLET CITY EXPRESS PACKAGES



Create a custom solution that fits your needs
IT'S EASY, FAST AND FLEXIBLE

www.wgconfigurator.com

COMMERCIAL / BASE

DRIVER SIDE



PASSENGER SIDE



Commercial/Base 600-8320


	MODEL	DESCRIPTION	QUANTITY
1	96114-3-01	Bulkhead, Chevrolet City Express	1
2/2	9234-3-01	Tapered End Panel Set 46"H x 13"D	2
3/3	9153-3-01	Adjustable 3 Shelf Set 36" x 13"	2
4	9603-3-01	Accessory Back Panel, 36"	4

GENERAL SERVICE

DRIVER SIDE



PASSENGER SIDE




General Service 600-8321

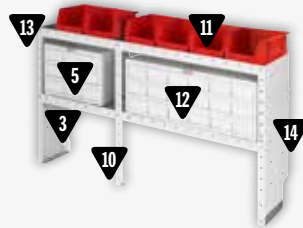
	MODEL	DESCRIPTION	QUANTITY
1	96114-3-01	Bulkhead, Chevrolet City Express	1
2/2	9233-3-01	Adjustable End Panel Set 36" x 13"	2
3/3	9176-3-01	Adjustable 2 Shelf Set 60" x 13"	2
4	9606-3-01	Accessory Back Panel, 60"	1
5	9859-7-01	REDZONE Medium 6 Bin Set 13"	1
6	9740-3-01	Shelf Support for 60" shelves, 46"H	2
7	9893-7-01	REDZONE 3 hook cord or tool holder	1
8	9993-3-01	Shelf Accessory Mounting kit, 13" deep shelf	3
9	9912-3-02	2 Drawer Cabinet 16"x14"x12"	1
10	9909-3-02	Parts Cabinet 9 Bin 16"x12"x12"	2

CABLE / PLUMBING

DRIVER SIDE



PASSENGER SIDE




Cable / Plumbing 600-8322


MODEL	DESCRIPTION	QUANTITY
1	96114-3-01 Bulkhead, Chevrolet City Express	1
2	9234-3-01 Tapered End Panel Set 46"H x 13"D	1
3/3	9993-3-01 Shelf Accessory Mounting kit, 13" deep shelf	4
4	9153-3-01 Adjustable 3 Shelf Set 36" x 13"	1
5/5	9909-3-02 Parts Cabinet 9 Bin 16"x12"x12"	2
6	9892-7-01 REDZONE 2 hook holder (5" dia)	1
7	9503-3-01 Shelf Door, 36"	1
8	9603-3-01 Accessory Back Panel, 36"	1
9	9912-3-02 2 Drawer Cabinet 16"x14"x12"	1
10	9740-3-01 Shelf Support for 60" shelves, 46"H	1
11	9859-7-01 REDZONE Medium 6 Bin Set 13"	1
12	9918-3-02 Parts Cabinet 18 Bin 32"x12"x12"	1
13	9176-3-01 Adjustable 2 Shelf Set 60" x 13"	1
14	9233-3-01 Adjustable End Panel Set 36" x 13"	1

HVAC / MECHANICAL

DRIVER SIDE



PASSENGER SIDE




HVAC / Mechanical 600-8323


MODEL	DESCRIPTION	QUANTITY
1	96114-3-01 Bulkhead, Chevrolet City Express	1
2	9233-3-01 End Panel Set 36"H x 13"D	1
3	9175-3-01 Adjustable 2 Shelf Set 60" x 13"	1
4/4	9993-3-01 Shelf Accessory Mounting kit, 13" deep shelf	3
5/5	9909-3-02 Parts Cabinet 9 Bin 16"x12"x12"	2
6	9863-3-01 Refrigerant Tank Rack 2x30#, 1x50#	1
7	9893-7-01 REDZONE 3 hook cord or tool holder	1
8	9912-3-02 2 Drawer Cabinet 16"x14"x12"	1
9	9859-7-01 REDZONE Medium 6 Bin Set 13"	1
10	9153-3-01 Adjustable 3 Shelf Set 36" x 13"	1
11	9234-3-01 Tapered End Panel Set 46"H x 13"D	1

ELECTRICAL CONTRACTOR

DRIVER SIDE



PASSENGER SIDE



Electrical Contractor 600-8324

MODEL	DESCRIPTION	QUANTITY
1	96114-3-01 Bulkhead, Chevrolet City Express	1
2	9233-3-01 End Panel Set 36"H x 13"D	1
3	9176-3-01 Adjustable 2 Shelf Set 60" x 13"	1
4	9859-7-01 REDZONE Medium 6 Bin Set 13"	1
5/5	9893-7-01 REDZONE 3 hook cord or tool holder	2
6	9993-3-01 Shelf Accessory Mounting kit, 13" deep shelf	2
7	9503-3-01 Shelf Door, 36"	1
8	9909-3-02 Parts Cabinet 9 Bin 16"x12"x12"	1
9	9912-3-02 2 Drawer Cabinet 16"x14"x12"	1
10	9153-3-01 Adjustable 3 Shelf Set 36" x 13"	1
11	9603-3-01 Accessory Back Panel, 36"	1
12	9234-3-01 Tapered End Panel Set 46"H x 13"D	1

BULKHEADS

Our van bulkheads allow you to separate the driver compartment from the cargo area for maximum protection against shifting loads. Exclusive polycarbonate windows improve visibility and safety. Tighter panel design ensures cabin comfort, both noise and temperature. Several bulkhead accessories are available to keep you organized.



Bulkhead for GM Full Size Van

MODEL	DESCRIPTION	WEIGHT
96101-3-01	Window Bulkhead	67 lbs.
96102-3-01	Screen Bulkhead	67 lbs.
96901-3-01	Swing Door Conversion Kit	3 lbs.
96903-3-01	Solid Bulkhead Panel Adapter Kit	10 lbs.

Bulkhead for Chevrolet City Express Van

Window bulkheads offer unobstructed visibility of the cargo area, side door, and rear door. Maximizes comfort in the passenger area. Lightweight mesh bulkheads deliver full driver and cargo protection.

MODEL	DESCRIPTION	WEIGHT
96114-3-01	Chevy City Express Mesh Bulkhead	35 lbs.
96514-3-01	Chevy City Express Window Bulkhead	40 lbs.

DESIGNED WITH THE PROFESSIONAL IN MIND

WEATHER GUARD® Van Solutions are ready to roll with game changing improvements based on years of research and your input. Completely retooled shelving, improved bulkheads, customizable organizational features, and a host of smart new accessories, designed around the common sense idea that tools and equipment belong on the shelf, not the floor.

SHELVING



QUICK INSTALLATION

BETTER BULKHEADS



REDZONE ACCESSORIES

ADJUSTABLE SHELVING

Unmatched durability, organization and productivity from Weather Guard. Heavy Duty shelves are 16" deep and include floor clearance and cargo tie down caps for maximum storage. Space saving 13" deep adjustable shelving provides great efficiency in tight spaces. End panels and shelf fronts are designed for easy customization. Shelves can be quickly adjusted up or down. Assembly and installation is faster than ever.

! END CAPS AVAILABLE (16" SHELVES ONLY)
for material storage and load tie-down

UNMATCHED DURABILITY
achieved with heavy duty 18 gauge steel construction

17" TAPERED END PANEL CLOSER FIT
for more working space inside the van

! DEEP FULLY HEMMED SHELVES
sized for tools, equipment, and other materials

FRONT FLOOR CLEARANCE (16" SHELVES ONLY)
for material storage. Fits PACK RAT® Drawer Units.

ADJUSTABLE DIVIDERS
One set of four 16" Standard Dividers or four 13" Narrow Dividers included for each shelf.

! EASY TO CUSTOMIZE
with pre-punched mounting holes for WEATHER GUARD® accessories and adjustable dividers

FLAT FRONTS
on 13" deep adjustable shelves. Mount doors and accessories at floor level

WEATHER GUARD® EXCLUSIVE!



Shelf Units: Ships as one each of:

MODEL	END PANEL KIT	SHELF KIT	HEIGHT	WIDTH	DEPTH	SHELVES	DIVIDERS	WEIGHT
9333-3-02	9233-3-01	9173-3-01	36"	36"	13"	2	8	48 lbs.
9334-3-02	9233-3-01	9174-3-01	36"	42"	13"	2	8	48 lbs.
9336-3-02	9233-3-01	9176-3-01	36"	60"	13"	2	8	70 lbs.
9343-3-02	9264-3-01	9183-3-01	46"	36"	16"	3	12	74 lbs.
9344-3-02	9264-3-01	9184-3-01	46"	42"	16"	3	12	80 lbs.
9345-3-02	9264-3-01	9185-3-01	46"	52"	16"	3	12	85 lbs.
9346-3-02	9264-3-01	9186-3-01	46"	60"	16"	3	12	104 lbs.
9353-3-01	9234-3-01	9153-3-01	46"	36"	13"	3	8	53 lbs.
9354-3-01	9234-3-01	9154-3-01	46"	42"	13"	3	8	57 lbs.
9355-3-01	9234-3-01	9155-3-01	46"	52"	13"	3	8	66 lbs.
9356-3-01	9234-3-01	9156-3-01	46"	60"	13"	3	8	73 lbs.
9363-3-02	9266-3-01	9193-3-01	62"	36"	16"	4	16	92 lbs.
9364-3-02	9266-3-01	9194-3-01	62"	42"	16"	4	16	94 lbs.
9365-3-02	9266-3-01	9195-3-01	62"	52"	16"	4	16	110 lbs.
9366-3-02	9266-3-01	9196-3-01	62"	60"	16"	4	16	136 lbs.
9373-3-01	9236-3-01	9073-3-01	60"	36"	13"	4	12	76 lbs.
9374-3-01	9236-3-01	9074-3-01	60"	42"	13"	4	12	94 lbs.
9375-3-01	9236-3-01	9075-3-01	60"	52"	13"	4	12	110 lbs.
9376-3-01	9236-3-01	9076-3-01	60"	60"	13"	4	12	136 lbs.



Retainer Lips

keeps items in place under shelf units

MODEL	HEIGHT	WIDTH	DEPTH	WEIGHT
9703-3-01	4"	36"	2"	1 lb.
9704-3-01	4"	42"	2"	1 lb.
9705-3-01	4"	52"	2"	2 lbs.
9706-3-01	4"	60"	2"	2 lbs.

Light Weight Shelf Back Panels

lightweight, finished appearance

MODEL	HEIGHT	WIDTH	WEIGHT
9603-3-01	13½"	36"	2 lbs.
9604-3-01	13½"	42"	3 lbs.
9605-3-01	13½"	52"	4 lbs.
9606-3-01	13½"	60"	5 lbs.

Extra Shelves Can't find the combination you need?
Configure your own shelf system with extra shelves.

MODEL	HEIGHT	WIDTH	DEPTH	WEIGHT
9133-3-01	2"	36"	13"	14 lbs.
9134-3-01	2"	42"	13"	18 lbs.
9135-3-01	2"	52"	13"	22 lbs.
9136-3-01	2"	60"	13"	26 lbs.
9163-3-01	2"	36"	16"	16 lbs.
9164-3-01	2"	42"	16"	20 lbs.
9165-3-01	2"	52"	16"	24 lbs.
9166-3-01	2"	60"	16"	28 lbs.

SECURE STORAGE

Add extra security and theft-resistance for valuable tools and equipment with WEATHER GUARD® Secure Storage shelf units. Multiple door and drawer modules easily assemble into shelving. Our welded steel construction and heavy-duty locking mechanism ensures peace of mind on the job or in the parking lot.

UNMATCHED DURABILITY
box construction strengthens and rigidizes shelf unit

EXTRA LARGE STEEL DRAWERS
17"x14"x4" or 6" with ball bearing slides rated at 75 pounds per drawer

HIGH SECURITY
welded steel box and shelf construction

FAST AND EASY ASSEMBLY
modules bolt to end panels. Add top shelf to complete unit.

FULLY FUNCTIONAL 16" SECURE MODULE TOP
designed like a 16" shelf for additional storage

UNMATCHED ORGANIZATION & EFFICIENCY
with no wasted space below or between drawers



WEATHER GUARD® EXCLUSIVE!

Secure Storage Shelf Units (42" Wide)

MODEL	DESCRIPTION	HEIGHT	DIVIDERS	WEIGHT
Full Size Vans				
9380-3-02	With Door Module	46"	8	117 lbs.
9385-3-02	With 5 Drawer Module	46"	8	148 lbs.
High Roof Vans				
9390-3-02	With Door Module	62"	8	125 lbs.
9395-3-02	With 5 Drawer Module	62"	8	156 lbs.
Storage Module Only (for 42" wide shelf units)				
9040-3-01	Door Module			47 lbs.
9045-3-02	5 Drawer Module			78 lbs.

Secure Storage Service Parts xx- Designates key code Specify key code 11-20 when ordering

MODEL	DESCRIPTION	WEIGHT
70206-xx	Replacement Lock Kit	117 lbs.
70210-xx	Key Kit	1 lb.
70211-xx	Replacement D Handle Kit	1 lb.



Door Module
9040-3-01



5 Drawer
Module
9045-3-02

RED ZONE ACCESSORIES

Looking for parts and supplies won't slow you down with new and re-engineered REDZONE van storage accessories. Organizers and holders keep frequently used items in easy reach for maximum productivity. Tool cabinets, parts bin boxes, and locking storage keep small components organized.

POWDER COAT FINISH

provides durability

EASY TO INSTALL

to shelf end panels, bulkheads, and door

CUSTOMIZED ORGANIZATION

for supplies and tools

HEAVY DUTY 18 GAUGE STEEL CONSTRUCTION

makes for tough, long lasting accessories



NEW! HOOKS AND BRACKETS



NEW! BUCKET AND TANK HOLDERS



REDZONE Accessories

	MODEL	DESCRIPTION	HEIGHT	WIDTH	DEPTH	WEIGHT	
	1	9874-7-01	Can Organizer	9.8"	12"	4"	3 lbs.
	2	9878-7-01	Cleaning Station	15½"	13"	7"	10 lbs.
	3	9879-7-01	Tool Organizer	5½"	15"	4"	3 lbs.
	4	9881-7-01	Caulk Tube Tray	7½"	13½"	7½"	5 lbs.
	5	9882-7-01	Wire Spool Holder End Mount	26"	14"	6"	12 lbs.
NEW!	6	9883-7-01	Large Parts Bin	14"	7"	13"	6 lbs.
NEW!	7	9884-7-01	Medium Parts Bin	6½"	7"	13"	4 lbs.
NEW!	8	9885-7-01	5 Gallon Bucket Holder	6¼"	11¼"	11¼"	4 lbs.
NEW!	9	9886-7-01	30# Refrigerant Tank Holder	10¾"	9¾"	9¾"	5 lbs.
NEW!	10	9887-7-01	Ladder Holder	4"	1½"	3½"	10 lbs.
NEW!	11	9891-7-01	Large Hook (5" Dia)	8"	1½"	5"	10 lbs.
NEW!	12	9892-7-01	2 Hook Holder (5" Dia)	8"	9"	5"	29 lbs.
NEW!	13	9893-7-01	3 Hook Cord Or Tool Holder	5½"	9"	4½"	39 lbs.

ACCESSORIES

CAB COMMAND CENTER ⚠

SECURE D HANDLE LOCKS

single point latching for theft-resistance

SIMPLIFIED INSTALLATION


gets you back on the job quickly

RAISED MOUNTING BASE FOR 7" FLOOR CLEARANCE

with tamper-resistant Torx® head mounting bolts

POWER PASS® ELECTRICAL PASS-THRU GROMMET ⚠

allows you to charge items within the box




WEATHER GUARD® EXCLUSIVE!



Cab Command Center

MODEL	HEIGHT	WIDTH	DEPTH	WEIGHT
9012-3-01	12"	13"	20"	30 lbs.



Floor Mounted Accessories

MODEL	DESCRIPTION	HEIGHT	WIDTH	DEPTH	WEIGHT
1 9866-3-01	Cable spool holder	42½"	19¾"	16¼"	37 lbs.
2 9862-3-01	3 - 50 lb. tank holder	45½"	15½"	8"	31 lbs.
3 9863-3-01	2 - 30 lb., 1 - 50 lb. tank holder	40"	15½"	8"	27 lbs.
4 9864-3-01	4-30 lb. tank holder	48½"	13"	8"	31 lbs.
5 9860-3-01	Catalog file unit	36"	6"	12"	16 lbs.
6 9885-7-01	5 Gallon Bucket Holder	6¼"	11¼"	11¼"	8 lbs.



Door Trays and Literature Holders

MODEL	HEIGHT	WIDTH	DEPTH	WEIGHT
1 9871-3-01	21¾"	20¼"	—	19 lbs.
2 9872-3-01	21¾"	20¼"	—	18 lbs.
3 9873-3-01	21¾"	20¼"	—	19 lbs.
4 9980-3-01	15"	13"	4¾"	11 lbs.

ACCESSORIES



Van Floor Mats

MODEL	VAN TYPE	WEIGHT
89015	1996 & newer GM 135" wheelbase	55 lbs.

Floor mats protect the van floor from normal wear and tear, prevent cargo from shifting, and reduce noise.



Shelf Doors with High Security D Handle Lock mount to shelf units or to retainer lips. Single point D-handle lock for added security. Allow seven mounting holes shelf to shelf spacing

MODEL	HEIGHT	WIDTH	WEIGHT
9503-3-01	10½"	36"	13 lbs.
9504-3-01	10½"	42"	17 lbs.
9505-3-01	10½"	52"	21 lbs.
9506-3-01	10½"	60"	25 lbs.



Locking Storage & CATV Cabinets

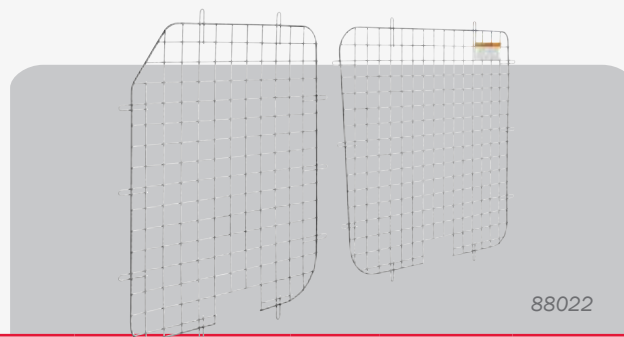
MODEL	SHELVES	HEIGHT	WIDTH	DEPTH	WEIGHT
1 9020-3-01	N/A	22"	18"	16"	25 lbs.
2 9021-3-01	2*	22"	18"	16"	35 lbs.
3 9029-3-01	N/A	22"	18"	16"	25 lbs.
4 8313-3	N/A	20"	20"	17½"	25 lbs.
5 8316-3	4*	21"	20"	14"	43 lbs.

*Removable Shelves



Bin Sets sturdy plastic bins sized to fit 16" deep or new 13" deep adjustable van shelving


MODEL	HEIGHT	WIDTH	DEPTH	BINS	WEIGHT
9854-7-01	5"	5½"	14¾"	9	8 lbs.
9855-7-01	7"	8¼"	14¾"	6	10 lbs.
9856-7-01	7"	16½"	14¾"	3	8 lbs.
9858-7-01	5"	5½"	10⅞"	6	8 lbs.
9859-7-01	7"	7"	10⅞"	6	8 lbs.



Window Screens

MODEL	VAN TYPE	QUANT.	DESCRIPTION	WEIGHT
88026	'96 & Newer Full-size GM	2	Side Door - Sliding	8 lbs.
88027	'96 & Newer Full-size GM	2	Side Door - Hinged	7 lbs.
88028	'96 & Newer Full-size GM	2	Rear Door - Hinged	8 lbs.

CABINETS



Mechanics Grade Tool Cabinets

High quality and durable mechanics grade tool cabinets for your van feature easy-to-grip handles and smooth ball-bearing rollers.

MODEL	DRAWERS	HEIGHT	WIDTH	DEPTH	WEIGHT	
1	9912-3-02	2	12"	16"	13 ⁷ / ₁₀ "	26 lbs.
2	9914-3-02	4	12"	16"	13 ⁷ / ₁₀ "	32 lbs.
3	9924-3-02	4	24"	16"	13 ⁷ / ₁₀ "	48 lbs.
4	9928-3-02	8	24"	16"	13 ⁷ / ₁₀ "	60 lbs.
5	9984-3-01	4	24"	18"	14"	53 lbs.
6	9988-3-01	8	24"	18"	14"	60 lbs.

High quality, durable Drawer Cabinets feature latches for each drawer, smooth ball-bearing rollers, and secure locks that can be keyed alike. Bin Cabinets feature hook and loop fasteners to securely hold bins in place. Innovative mounting rails speed assembly. Attach rails to cabinet and bolt to shelf. Easy to move from shelf to shelf as your needs change. **Order mounting kit separately and specify shelf size when ordering. Mounting kits are not included with cabinets.**



Parts Bin Boxes & Cabinets

MODEL	BINS	HEIGHT	WIDTH	DEPTH	WEIGHT	
1	9906-3-02	6	4½"	32½"	11¾"	18 lbs.
2	9909-3-02	9	12"	17"	11¾"	28 lbs.
3	9918-3-02	18	12"	32½"	11¾"	54 lbs.
4	9950-7-02*	N/A	12 ³ / ₅ "	20 ³ / ₁₀ "	14 ² / ₅ "	4 lbs.
5	9951-9-01	N/A	3"	18½"	13"	3 lbs.
Special Order Cabinets (Call for availability. Longer lead time required.)						
6	8908-3	8	8½"	22"	11¾"	24 lbs.
7	8931-3*	-	15¾"	21¾"	12¾"	28 lbs.

*Parts cases not included



Mounting Brackets & Divider Kits

MODEL	DESCRIPTION	WEIGHT
9993-3-01	Mounting bracket kit for 13" shelves	1 lb.
9996-3-01	Mounting bracket kit for 16" shelves	1 lb.
9822-3-01	Divider kit for narrow drawers, (optional)	2 lbs.
9824-3-01	Divider kit for deep drawers, (optional)	2 lbs.


Drawer and Bin Cabinets work with space-saving 13" deep shelving or Heavy Duty 16" shelving. **Order mounting kit separately.**

DRAWER UNITS



PACK RAT® Drawer Units

MODEL	HEIGHT	WIDTH	COMPARTMENTS	DIVIDERS	WEIGHT
STEEL UNITS					
301-3	12½"	30"	3	12	169 lbs.
303-3	12½"	39¾"	4	12	217 lbs.
304-3	9"	30"	2	6	220 lbs.
305-3	9"	10¼"	1	6	106 lbs.
306-3	9"	20"	2	12	179 lbs.
307-3	9"	30"	3	18	247 lbs.
308-3	9"	39¾"	4	24	322 lbs.
308-5	9"	39¾"	4	24	322 lbs.
312-3	9"	30"	3	12	151 lbs.
334-3	12½"	30"	2	6	245 lbs.
335-3	12½"	10¼"	1	6	130 lbs.
336-3	12½"	20"	2	12	210 lbs.
337-3	12½"	30"	3	18	294 lbs.
338-3	12½"	39¾"	4	24	383 lbs.
338-5	12½"	39¾"	4	24	383 lbs.
ALUMINUM UNITS					
310-3-01	14½"	11¾"	1	0	56 lbs.



- Lightweight Aluminum Drawers carry up to 75 lbs. each
- Units Can be stacked as needed for additional storage
- Roller mounted drawers glide open to full extension
- Adjustable drawer dividers offer greater flexibility
- Anti-Skid Strips provide traction for wet and muddy boots

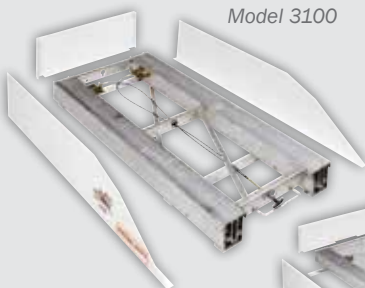
ITEMIZER® Drawer Units

MODEL	DRAWERS	HEIGHT	WIDTH	DEPTH	WEIGHT
314-3	1	6¾"	12¼"	49"	26 lbs.
316-3	2 Lateral	6¾"	24"	49"	55 lbs.
317-3	3 Lateral	6¾"	36"	49"	85 lbs.
318-3	4 Lateral	6¾"	48"	49"	110 lbs.
326-3	2 Stacked	12¼"	12¼"	49"	48 lbs.
327-3	3 Stacked	17¾"	12¼"	49"	71 lbs.
328-3	4 Stacked	23½"	12¼"	49"	92 lbs.

These storage solutions conveniently increase your storage space by placing small equipment at your fingertips without the need to crawl inside the van. Drawer dividers provide an extensive array of organizing options.

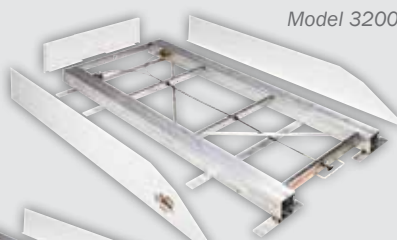
FOR FULL-SIZE VAN SIDE DOOR

Model 3100



FOR FULL-SIZE VAN & MINIVAN REAR DOOR

Model 3200



FOR LONG WHEEL BASE FULL-SIZE VAN REAR DOOR

Model 3400



Extend your van's workspace and bring heavy loads to you, instead of bending in to get them, with this sliding platform. Sized to fit your work needs, BED RAT® Sliding Platforms are available for both side and rear door openings.

BED RAT® Sliding Platforms

MODEL	HEIGHT	WIDTH	DEPTH	WEIGHT
3100	4¾"	22"-44¾"	54"	97 lbs.
3200	4¾"	44¾"	68"	123 lbs.
3400	4¾"	44¾"	90"	155 lbs.

EZGlide2™ DROP-DOWN LADDER RACK

EASIEST TO OPERATE

50% less effort to operate than competitor drop-down ladder racks, reducing strain on the operator

LIGHTEST WEIGHT

Drop-down ladder rack available

- Maximize fuel economy
- Maximize carrying capacity


MOST VERSATILE

- Up to 40' extension ladders
- 3' - 12' stepladders
- Conduit carriers



STEP 1

CHOOSE A MOUNTING KIT



Model 2085-0-01

Mounting Kits

MODEL	DETAILS	WEIGHT
2085-0-01	Compact Mounting Channel Kit for Chevy City Express	15 lbs.

Mounting Kits are not required for Chevrolet Express or GMC Savana. Drop-down racks mount directly to gutters.

STEP 2

SELECT A DROP-DOWN LADDER RACK ASSEMBLY

(Single-Side Only with Crossmembers)



Model 2271-3-01


Drop-Down Ladder Rack Assemblies Fits 20' - 40' Extension, 10' - 12' Step and 6' - 10' Podium. For shorter ladders order 70513 drive tube. Drop-down can mount on driver or passenger side.

MODEL	DETAILS	WEIGHT
2271-3-01	Fixed Drop-Down for Low-Roof Chevrolet Express & GMC Savana vans (Includes Two 70" Cross Members & 89" Center Tube)	77 lbs.
2261-3-01	Fixed Drop-Down for Compact Vans (Includes Two 60" Cross Members & 70" Center Tube)	83 lbs.

OPTIONAL

MAKE IT A DUAL DROP-DOWN LADDER RACK

Model 2275-3-01



Model 2267-3-01

• Mounting kit not included

Dual Drop-Down Ladder Rack Assemblies

Long ladder kits fit 20' - 40' Extension, 10' - 12' Step and 6' - 10' Podium. Short ladder kits include center cross member to carry shorter ladders on opposite side.

MODEL	DETAILS	WEIGHT
2275-3-01	Fixed Drop-Down Long Ladder Kit for Full Size Vans (Includes 89" Center Tube)	51 lbs.
2277-3-01	Fixed Drop-Down Short Ladder Kit for Full Size Vans (Includes 70" Cross Member & 36" Center Tube)	57 lbs.
2265-3-01	Fixed Drop-Down Long Ladder Kit for Compact Vans (Includes 70" Center Tube)	58 lbs.
2267-3-01	Fixed Drop-Down Short Ladder Kit for Compact Vans (Includes 60" Cross Member & 36" Center Tube)	61 lbs.

FOR FULL SIZE



Powder Coated Aluminum Rack for Vans

MODEL	DETAILS	WEIGHT
209-3	2 Cross Member Rack	31 lbs.
229-3	3 Cross Member Rack	43 lbs.
2097-3	Accessory Cross Member	20 lbs.

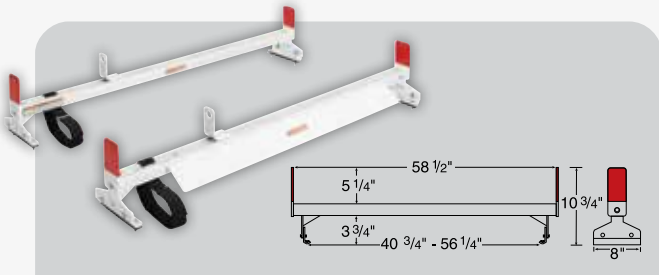


Quick Clamp Racks



MODEL	DETAILS	WEIGHT
234-3-01	Dual clamp on the street and curb side	76 lbs.
236-3-01	Single clamp on the curb side only	73 lbs.
233-3-01	Accessory Cross-Member for Full-Size Vans	21 lbs.

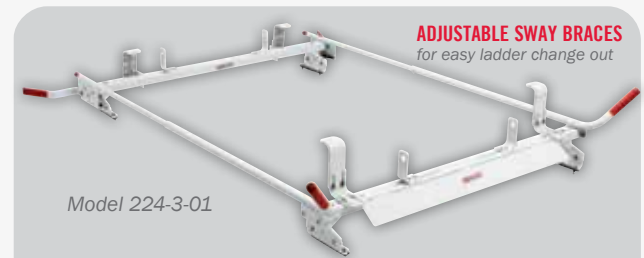
FOR CHEVY CITY EXPRESS



Powder Coated Aluminum Rack for Compact Vans

MODEL	DETAILS	WEIGHT
218-3 ¹	2 Cross Member Rack	25 lbs.
222-3 ²	Accessory Cross Member	13 lbs.

1. Order one Model 2085-0-01 Mounting Channel Kit for Chevrolet City Express.
2. Accessory cross-members use the same mounting kit.



Quick Clamp Racks Compact Vans



MODEL	DETAILS	WEIGHT
223-3-01 ¹	Single clamp on the curb side only	41 lbs.
224-3-01 ¹	Dual clamp on the street and curb side	46 lbs.
225-3	Accessory Cross-Member fits Models 223-3-01, 224-3-01	16 lbs.

SLIDING LADDER RACK




Our Sliding Ladder Rack provides quick and easy ladder storage inside your van. Rugged and durable, this rack fits 8-foot step, extension, or multi-position ladders and can be mounted to the roof.

All-Purpose Ladder Racks

MODEL	DETAILS	WEIGHT
250	Sliding Ladder Rack	27 lbs.

CONDUIT CARRIERS

Keep your conduit safe, secure, and clean with our lightweight and durable Conduit Carrier.

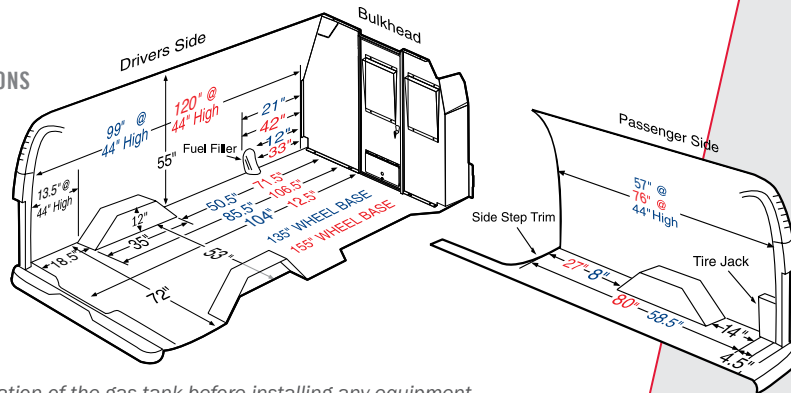


Aluminum Conduit Carrier

MODEL	DETAILS	LENGTH	WIDTH	HEIGHT	WEIGHT
237	Conduit Carrier	121½"	11"	6"	40 lbs.
238	Extension	6"	11"	6"	4 lbs.
239	Conduit Carrier Kit				4 lbs.



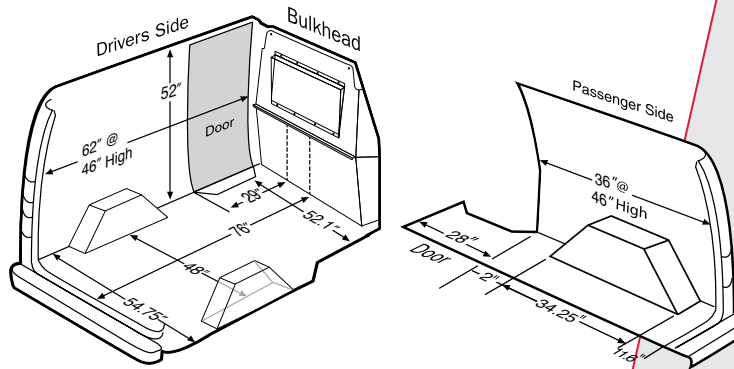
GM Van
INTERIOR DIMENSIONS



135 in. Wheel Base
155 in. Wheel Base

Note: Verify the location of the gas tank before installing any equipment.

City Express
INTERIOR DIMENSIONS



115 in. Wheel Base

Note: Verify the location of the gas tank before installing any equipment.



LIMITED LIFETIME WARRANTY

Knaack LLC (the Manufacturer) warrants to the original purchaser, only, that WEATHER GUARD® van products (the "WEATHER GUARD Product") will be free from defects in material and workmanship from the date of purchase and continuing for the expected lifetime of the WEATHER GUARD Product. Please call our customer service department toll free at 1.800.456.7865 with any questions or comments.

DO NOT use these products for storing or transporting flammables, explosives, hazardous materials or waste, such as gasoline, solvents, gun powder, dynamite, gases or any tanks, torches or gas powered equipment. These products are intended and safe for storing and transporting small tools and other non-combustible, non-flammable materials. Any modification made to, or unintended use of, these products may create a dangerous condition causing death, serious bodily injury or property damage.

NOTICE

Any modification or unintended use of these products shall immediately void all manufacturers warranties. Manufacturer disclaims all liability for injuries to persons or property resulting from any modification to, or unintended use of these products.

Ford Transit Connect, Nissan NV, Mercedes Sprinter, and Dodge RAM CV are registered trademarks of their respective owners.

For information on the WEATHER GUARD® Van Solutions Limited Lifetime Warranty, visit www.weatherguard.com
To order more WEATHER GUARD® Van Solutions OEM brochures, please call us at **800.456.7865**



©2015 Knaack, LLC. All rights reserved.

CONTACT YOUR LOCAL DISTRIBUTOR/UPFITTER